

EN

SIEGER

MUNICIPAL MACHINES

2024





CONTENT

PLOWS

SNOW PLOW V LIGHT	04
SNOW PLOW LIGHT	04
SNOW PLOW V STANDARD	05
SNOW PLOW STANDARD	05
SNOW PLOW V HEAVY DUTY	06
SNOW PLOW HEAVY DUTY	06

SPREADING MACHINES/SWEEPING MACHINES


SELF-LOADING SANDBLASTER	07
SANDBLASTER M	07
SANDBLASTER M1	08
SANDBLASTER LIGHT 550/1200	08
SANDBLASTER LIGHT 200/400	09
SWEEPER M	09

SWEEPING MACHINES

SWEEPER XL	10
SWEEPER L	10

SNOW PLOW V LIGHT

Width (mm)	1520	1820	2020	2220
Height (mm)	730			
Lenght (mm)	710			
Working width per Position "V", "U", „/" (mm)	1310	1570	1750	1930
Weight (kg)	138	145	154	160
Sheet thickness - Plow profile (mm)	3			
Rubber blade HxSxG (mm)	500x150x30			
Number of rubber blade elements (Pieces)	4			6
Actuator (Pieces)	2			



SNOW PLOW LIGHT

Width (mm)	1560	1850	2080
Height (mm)	760		
Lenght (mm)	900		
Working width per Position „/" (mm)	1350	1602	1801
Weight (kg)	171	182	189
Sheet thickness - Plow profile (mm)	3		
Rubber blade HxSxG (mm)	520x250x50		
Number of rubber blade elements (Pieces)	3	4	
Actuator (Pieces)	1		




SNOW PLOW V STANDARD

Width (mm)	2100	2600	3000
Height (mm)	920		
Lenght (mm)	1090		
Working width per Position "V", "U", „/"(mm)	1918	2250	2660
Weight (kg)	315	360	418
Sheet thickness - Plow profile (mm)	6		
Rubber blade HxSxG (mm)	520x250x50		
Number of rubber blade elements (Pieces)	4	6	
Actuator (Pieces)	2		




SNOW PLOW STANDARD

Width (mm)	1500	2000	2600	3000
Height (mm)	700			
Lenght (mm)	1090			
Working width per Position „/" (mm)	1426	1902	2472	2852
Weight (kg)	228	290	315	343
Sheet thickness - Plow profile (mm)	6			
Rubber blade HxSxG (mm)	520x250x50			
Number of rubber blade elements (Pieces)	3	4	5	6
Actuator (Pieces)	2			
Maximum tractor power (hp)	120			



SNOW PLOW V HEAVY DUTY

Width (mm)	2200	2600	3000
Height (mm)	954		
Lenght (mm)	954		
Working width per Position "V", "U", „/" (mm)	1904	2250	2660
Weight (kg)	400	440	480
Sheet thickness - Plow profile (mm)	4		
Rubber blade HxSxG (mm)	735x175x5		
Number of rubber blade elements (Pieces)	4	6	
Actuator (Pieces)	2		
Maximum tractor power (hp)	120		



SNOW PLOW HEAVY DUTY

Width (mm)	2600	3000
Height (mm)	1030	
Lenght (mm)	1075	1078
PWorking width per Position „/" (mm)	2250	2660
Weight (kg)	530	560
Sheet thickness - Plow profile (mm)	4	
Rubber blade HxSxG (mm)	520x250x50	
Number of rubber blade elements (Pieces)	6	
Actuator (Pieces)	2	
Maximum tractor power (hp)	120	



SELF-LOADING SANDBLASTER

Working width (cm)	160	180	200	220	240
Weight (kg)	568	610	658	718	758
Overall width (cm)	184	204	224	244	264
Capacity (m3)	1,20	1,35	1,50	1,65	1,80
Spreading system	Spreading roller				

Description:

- Self-charging system with control panel
- Precise spreading
- Sand quantity adjustment
- Screening for separating larger fractions
- Rubber spring system for passing too large fractions
- Rain cover
- Steel bearing cover
- LED lighting
- Hydraulic drive



SANDBLASTER M

Basket capacity (L)	600
Basket capacity with extension (L)	1000
Maximum load (kg)	1500
WOM drive	540 rpm
Spreading width (mb)	1,5-8
Weight (kg)	270
Length/Width/Height with extension and cover	1,0/1,3/1,3-1,7
Spreading system	Spreading roller

Description:

- Electronic or mechanical control
- Street lighting (optional)
- Rain cover (optional)
- PTO Drive
- Spreading direction adjustment
- INOX Steel Tank



SANDBLASTER M1

Working width (m)	1,2 - 5
Spreading system	Belt with spreading roller
Tank capacity (L)	400
Weight (kg)	130
WOM speed	540 rpm
Max weight with grit	500 kg

Description:

- Laminate tank, resistant to the aggressive effects of gritting agents
- Suitable for sand, salt and sand mix
- Rain cover (optional)
- Working width adjustment
- Spreading agent quantity adjustment
- Mixing system (optional)



SANDBLASTER LIGHT 550/1200

Capacity (L/kg)	380/550	850/1250
Weight (kg)	122	172
Drive	WOM	
Working width adjustment	1-12 m	

Description:

- Spreading plate with 3 reinforced metal wings
- Vibro - Floor
- Tank made of impact-resistant plastic
- Street lighting
- Rain cover
- H - Hydraulic open/close (optional)
- NH - Hydraulic drive (optional)
- H + NH - Hydraulic open/close and hydraulic drive (optional)



SANDBLASTER LIGHT 200/400

Capacity (L/kg)	200/300	400/500
Weight (kg)	46	54
Drive	WOM	
Working width adjustment	1-12m	

Description:

- Spreading plate with 2 reinforced metal wings
- Agitator
- Tank made of impact-resistant plastic
- Cat I and Cat II mounting
- Rain cover
- Working width 1 - 4m
- Lighting
- H - Hydraulic open/close (optional)
- NH - Hydraulic drive (optional)
- H + NH - Hydraulic open/close and hydraulic drive (optional)



SWEEPER M

Working width (mm)	2030	2430
Height (mm)	650	
Length (mm)	1110	
Weight (kg)	250	275
Brush angle adjustment from -15° to +15°		



SWEEPER XL

Working width (mm)	1400	1600	1800	2000	2400
Lenght (mm)	2030				
Overall height (mm)	1200				
Weight (kg)	325	350	380	420	457
Water tank capacity (L)	200				
Oil flow (L/min)	min 40/max 60				
Oil pressure (bar)	max 140				



SWEEPER L

Working width (mm)	1200	1400	1600
Overall width (with side brush (mm))	1640	1840	2040
Weight (kg)	190	200	210
Overall height (mm)	880		
Lenght (mm)	1070		
Main brush drive	WOM 540		
Side brush drive	Hydraulisch		
Water tank capacity (L)	200		
Oil flow (L/min)	min 40/max 60		
Oil pressure (bar)	max 140		



Description:

- Level compensation mounting
- Hydraulic garbage tank
- Interchangeable plastic and metal brushes

SIEGER



SIEGER

www.siegertech.de

